

CERTIFICATE FI/41762

Our Ref. HEL-CERT230801344-01

Product Optocoupler
Type See pages 2-14, for details

Trademark EVERLIGHT

Certificate Holder Everlight Electronics Co., Ltd.
6-8, Zhonghua Road, Shulin, New Taipei City, 23860, Taiwan

Technical information 250Vrms

Other information The symbol "." in type designation may be blank, A~Z or numbers, and denote different pin shape.

The product is certified according to the following standard(s) EN 60335-1:2012 + A11:2014 + A13:2017 + A1:2019 + A14:2019 + A2:2019 + A15:2021
EN 61347-1:2015 + A1:2021
EN 62368-





Manufacturer

Everlight Electronics Co., Ltd.
63, Zhonghua Road, Shulin, New Taipei City, 23860, Taiwan

Manufacturing site

Everlight Electronic (China) Co., Ltd.
No. 2135 Zhong Shan North Road, Wujiang Economy Development Zone (Yun Xi Area), Songling Town, Wujiang City, Suzhou, 215200, Jiangsu, China

Additional information

The product has certificate P23226996/A1 issued by Nemko AS in accordance with the Nordic Certification Service system.

Model/Type:

EL817. /EL816. /EL819. /EL829. /EL826. /EL827. /EL717. /4N25. /4N26. /4N27. /4N28. /4N35. /4N36. /4N37. /4N38. /MCT2. /MCT2E. /MCT210. /CNY17-1. /CNY17-2. /CNY17-3. /CNY17-4. /MOC8111. /MOC8112. /MOC8113. /H11A1. /H11A2. /H11A3. /H11A4. /H11A5. /TIL111. /TIL117. /CNX35U.

Optocoupler. Minimum external creepage distance is measured to 7.7mm, minimum internal creepage distance is measured to 6.0mm and minimum distance through insulation is measured to 0.5mm. Tested for reinforced insulation. Thermal cycling test, 10 cycles. Each cycle: 68h in 110 degree C, 1h in 25 degree C, 2h in 0 degree C and 1h in 25 degree C. After the cycling test a humidity test for 48h in 93% relative humidity. Electric strength test between input and output 4800Vac/1 minute. Maximum operating temperature: 110°C. Tested for 5000m.

6N135. /6N136. /6N137. /6N138. /6N139. /EL2502. /EL250L. /EL2503. /EL4502. /EL4503. /EL2530. /EL253L. /EL2531. /EL4534. /EL2730. /EL2731. /EL2601. /EL260L. /EL2611. /EL261A. /EL261N. /EL2630. /EL263L. /EL263A. /EL263N. /EL2631. /EL4661. /EL4504.

High Speed Optocoupler. Minimum external creepage distance is measured to 8.0mm, minimum internal creepage distance is measured to 5.0mm and minimum distance through insulation is measured to 0.5mm. Tested for reinforced insulation. Thermal cycling test, 10 cycles. Each cycle: 68h in 100 degree C, 1h in 25 degree C, 2h in 0 degree C and 1h in 25 degree C. After the cycling test a humidity test for 48h in 93% relative humidity. Electric strength test between input and output 4800Vac/1 minute. Maximum operating temperature: 100°C



Additional information

TCET111. /TCET120. /VO610A. /VO615A. /CNY17G. /CNY75. /CQY80. /R233. /TCDT110. /TCDT111. /TCDT112. /EL2501. /EL2561. /EL8171. /CNY171-1. /CNY171-2. /CNY171-3. /CNY171-4. /CNY17F1-1. /CNY17F1-2. /CNY17F1-3. /CNY17F1-4. /EL610. /EL817L.

Optocoupler. Minimum external creepage distance is measured to 7.7mm, minimum internal creepage distance is measured to 6.0mm and minimum distance through insulation is measured to 0.5mm. Tested for reinforced insulation. Thermal cycling test, 10 cycles. Each cycle: 68h in 110 degree C, 1h in 25 degree C, 2h in 0 degree C and 1h in 25 degree C. After the cycling test a humidity test for 48h in 93% relative humidity. Electric strength test between input and output 4800Vac/1 minute. Maximum operating temperature: 110°C. Tested for 5000m.

H11L3. / H11D1. / H11D2. / H11D3. / H11D4. / H11G1. / H11G2. / H11G3. /EL371. / EL725. / 4N50. / 4N51. / 4N52. / 4N53. / 4N54. / 4N55. / 4N56. /4N57. / 4N58. / 4N59. /EL852. /EL851.

Optocoupler. Minimum external creepage distance is measured to 7.7mm, minimum internal creepage distance is measured to 5.5mm and minimum distance through insulation is measured to 0.5mm. Tested for reinforced insulation. Thermal cycling test, 10 cycles. Each cycle: 68h in 100 degree C, 1h in 25 degree C, 2h in 0 degree C and 1h in 25 degree C. After the cycling test a humidity test for 48h in 93% relative humidity. Electric strength test between input and output 4800Vac/1 minute.

X = Part no. (0,1,2,3,4).

EX357NH. / EX3H7H. / EX3H7U. / EX3H4U. / EX354NU. / EX357NU. Optocoupler. Minimum external creepage distance is measured to 5.0mm, minimum internal creepage distance is measured to 4.0mm and minimum distance through insulation is measured to 0.4mm. Tested for reinforced insulation. Thermal cycling test, 10 cycles. Each cycle: 68h in 125 degree C, 1h in 25 degree C, 2h in 0 degree C and 1h in 25 degree C. After the cycling test a humidity test for 48h in 93% relative humidity. Electric strength test between input and output 4800Vac/1 minute. The ay be L or V, and denotes different application. Maximum operating temperature: 125°C

EX101U. Optocoupler. Minimum external creepage distance is measured to 8.1mm, minimum internal creepage distance is measured to 5.2mm and minimum distance through insulation is measured to 0.4mm. Tested for reinforced insulation. Thermal cycling test, 10 cycles. Each cycle: 68h in 125 degree C, 1h in 25 degree C, 2h in 0 degree C and 1h in 25 degree C. After the cycling test a humidity test for 48h in 93% relative humidity. Electric strength test between input and output 4800Vac/1 minute. and denotes different application.



Additional information

EV6150A. /EL6150A. /EL603A5. /EL606A3.
Solid State Relay. Minimum external creepage distance is measured to 7.7mm, minimum internal creepage distance is measured to 6.0mm and minimum distance through insulation is measured to 0.5mm. Tested for reinforced insulation. Maximum operating temperature: 125°C. Thermal cycling test, 10 cycles. Each cycle: 68h in 125 degree C, 1h in 25 degree C, 2h in 0 degree C and 1h in 25 degree C. After the cycling test a humidity test for 48h in 93% relative humidity. Electric strength test between input and output 4800Vac/1 minute.

EV101U.
Optocoupler. Minimum external creepage distance is measured to 8.1mm, minimum internal creepage distance is measured to 5.2mm and minimum distance through insulation is measured to 0.4mm. Tested for reinforced insulation. Thermal cycling test, 10 cycles. Each cycle: 68h in 125 degree C, 1h in 25degree C, 2h in 0 degree C and 1h in 25 degree C. After the cycling test a humidity test for 48h in 93% relative humidity. Electric strength test between input and output 4800Vac/1 minute. Maximum operating temperature: 125°C

ELW3120. / ELW3140. / ELW3150. / ELW3180. / ELW3184.
IGBT Gate Drive Optocoupler. Minimum external creepage distance is measured to 11.85mm, minimum internal creepage distance is measured to 7.72mm and minimum distance through insulation is measured to 0.9mm. Tested for reinforced insulation. Maximum operating temperature: 110°C. Thermal cycling test, 10 cycles. Each cycle: 68h in 110 degree C, 1h in 25 degree C, 2h in 0 degree C and 1h in 25 degree C. After the cycling test a humidity test for 48h in 93% relative humidity. Electric strength test between input and output 4800Vac/1 minute.

ELW137. / ELW139. / ELW2601. / ELW2611. / ELW136. / ELW135. /ELW4502. / ELW4503. / ELW138. / ELW260L. / ELW250L. / ELW4504. /ELW2200. / ELW2201. / ELW2202. / ELW2219. / ELW2211. / ELW2212.

High Speed Optocoupler. Minimum external creepage distance is measured to 11.85mm, minimum internal creepage distance is measured to 7.72mm and minimum distance through insulation is measured to 0.9mm. Tested for reinforced insulation. Maximum operating temperature: 100°C. Thermal cycling test, 10 cycles. Each cycle: 68h in 100 degree C, 1h in 25 degree C, 2h in 0 degree C and 1h in 25 degree C. After the cycling test a humidity test for 48h in 93% relative humidity. Electric strength test between input and output 4800Vac/1 minute.



Additional information

ELT301X. / ELT302X. / ELT305X. / ELT303X. / ELT304X. / ELT306X. / ELT308X. / ELT307X.

Triac Optocoupler. Minimum external creepage distance is measured to 7.7mm, minimum internal creepage distance is measured to 6.0mm and minimum distance through insulation is measured to 0.5mm. Tested for reinforced insulation. Maximum operating temperature: 110°C. Thermal cycling test, 10 cycles. Each cycle: 68h in 110 degree C, 1h in 25 degree C, 2h in 0 degree C and 1h in 25 degree C. After the cycling test a humidity test for 48h in 93% relative humidity. Electric strength test between input and denotes X = Part no. (0,1,2,3,4).

ELS680.

High Speed Optocoupler . Minimum external creepage distance is measured to 8.4mm, minimum internal creepage distance is measured to 5.56mm and minimum distance through insulation is measured to 0.4mm. Tested for reinforced insulation. Thermal cycling test, 10 cycles. Each cycle: 68h in 100 degree C, 1h in 25degree C, 2h in 0 degree C and 1h in 25 degree C. After the cycling test a humidity test for 48h in 93% relative humidity. Electric strength test between input and output 4800Vac/1 minute. Maximum operating temperature: 100 °C.

ELS60U. / ELS61U. / ELS62U.

High Speed Optocoupler . Minimum external creepage distance is measured to 8.4mm, minimum internal creepage distance is measured to 5.56mm and minimum distance through insulation is measured to 0.4mm. Tested for reinforced insulation. Thermal cycling test, 10 cycles. Each cycle: 68h in 100 degree C, 1h in 25degree C, 2h in 0 degree C and 1h in 25 degree C. After the cycling test a humidity test for 48h in 93% relative humidity. Electric strength test between input and output 4800Vac/1 minute. Maximum operating temperature: 100 °C.

ELS500./ ELS501./ ELS511./ ELS050L./ ELS051L./ ELS052L./ ELS600./ ELS601./ ELS611./ ELS060L./ ELS061L./ ELS062L.

High Speed Optocoupler . Minimum external creepage distance is measured to 8.4mm, minimum internal creepage distance is measured to 5.56mm and minimum distance through insulation is measured to 0.4mm. Tested for reinforced insulation. Thermal cycling test, 10 cycles. Each cycle: 68h in 100 degree C, 1h in 25degree C, 2h in 0 degree C and 1h in 25 degree C. After the cycling test a humidity test for 48h in 93% relative humidity. Electric strength test between input and output 4800Vac/1 minute. Maximum operating temperature: 100 °C.

This document is issued by the Company under its General Conditions of Service accessible at http://www.sgs.com/terms_and_conditions.htm. Attention is drawn to the limitation of liability, indemnification and jurisdiction issues defined therein.

Any holder of this document is advised that information contained

sole responsibility is to its Client and this document does not exonerate parties to a transaction from exercising all their rights and obligations under the transaction documents. Any unauthorized alteration, forgery or falsification of the content or appearance of this document is unlawful and offenders may be prosecuted to the fullest extent of the law



This document is issued by the Company under its General Conditions of Service accessible at http://www.sgs.com/terms_and_conditions.htm. Attention is drawn to the limitation of liability, indemnification and jurisdiction issues defined therein.

Any holder of this document is advised that information contained

sole responsibility is to its Client and this document does not exonerate parties to a transaction from exercising all their rights and obligations under the transaction documents. Any unauthorized alteration, forgery or falsification of the content or appearance of this document is unlawful and offenders may be prosecuted to the fullest extent of the law



Additional information

ELM684.
 High Speed Optocoupler. Minimum external creepage distance is measured to 5.0mm, minimum internal creepage distance is measured to 4.0mm and minimum distance through insulation is measured to 0.4mm. Tested for reinforced insulation. Maximum operating temperature: 100°C. Thermal cycling test, 10 cycles. Each cycle: 68h in 100 degree C, 1h in 25 degree C, 2h in 0 degree C and 1h in 25 degree C. After the cycling test a humidity test for 48h in 93% relative humidity. Electric strength test between input and output 4800Vac/1 minute.

ELM61U.
 High Speed Optocoupler. Minimum external creepage distance is measured to 5.0mm, minimum internal creepage distance is measured to 4.0mm and minimum distance through insulation is measured to 0.4mm. Tested for reinforced insulation. Maximum operating temperature: 100°C. Thermal cycling test, 10 cycles. Each cycle: 68h in 100 degree C, 1h in 25 degree C, 2h in 0 degree C and 1h in 25 degree C. After the cycling test a humidity test for 48h in 93% relative humidity. Electric strength test between input and output 4800Vac/1 minute

ELM60U.
 High Speed Optocoupler. Minimum external creepage distance is measured to 5.0mm, minimum internal creepage distance is measured to 4.0mm and minimum distance through insulation is measured to 0.4mm. Tested for reinforced insulation. Maximum operating temperature: 100°C. Thermal cycling test, 10 cycles. Each cycle: 68h in 100 degree C, 1h in 25 degree C, 2h in 0 degree C and 1h in 25 degree C. After the cycling test a humidity test for 48h in 93% relative humidity. Electric strength test between input and output 4800Vac/1 minute.

ELM460A./ ELM840A./ ELM860A. / ELM425A.
 Solid State Relay. Minimum external creepage distance is measured to 5.7mm, minimum internal creepage distance is measured to 4.31mm and minimum distance through insulation is measured to 0.3mm. Tested for basic insulation. Thermal cycling test, 10 cycles. Each cycle: 68h in 125 degree C, 1h in 25 degree C, 2h in 0 degree C and 1h in 25 degree C. After the cycling test a humidity test for 48h in 93% relative humidity. Electric strength test between input and output 4800Vac/1 minute. Maximum operating temperature: 125 °C.

ELM456. / ELM61L. / ELM680. / ELM511.
 High Speed Optocoupler. Minimum external creepage distance is measured to 5.0mm, minimum internal creepage distance is measured to 4.0mm and minimum distance through insulation is measured to 0.4mm. Tested for reinforced insulation. Maximum operating temperature: 100°C. Thermal cycling test, 10 cycles. Each cycle: 68h in 100 degree C, 1h in 25 degree C, 2h in 0 degree C and 1h in 25 degree C. After the cycling test a humidity test for 48h in 93% relative humidity. Electric strength test between input and output 4800Vac/1 minute.

This document is issued by the Company under its General Conditions of Service accessible at http://www.sgs.com/terms_and_conditions.htm. Attention is drawn to the limitation of liability, indemnification and jurisdiction issues defined therein.

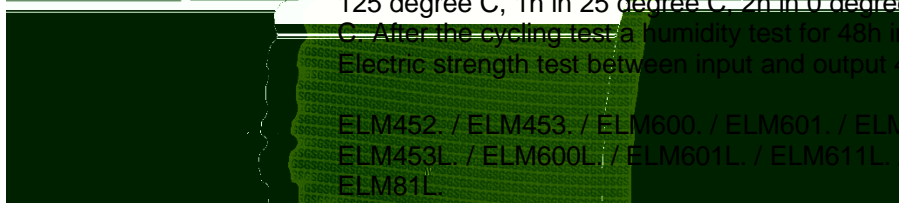
Any holder of this document is advised that information contained

sole responsibility is to its Client and this document does not exonerate parties to a transaction from exercising all their rights and obligations under the transaction documents. Any unauthorized alteration, forgery or falsification of the content or appearance of this document is unlawful and offenders may be prosecuted to the fullest extent of the law

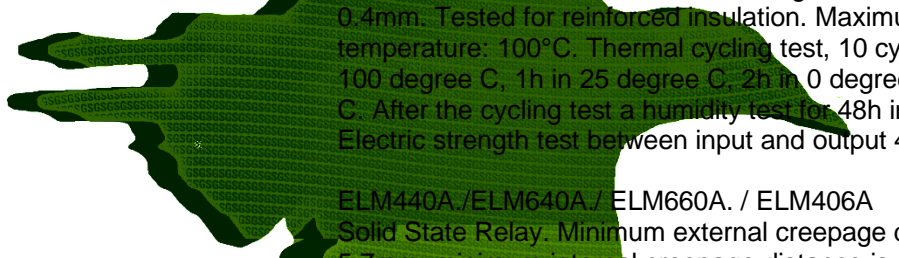


Additional information

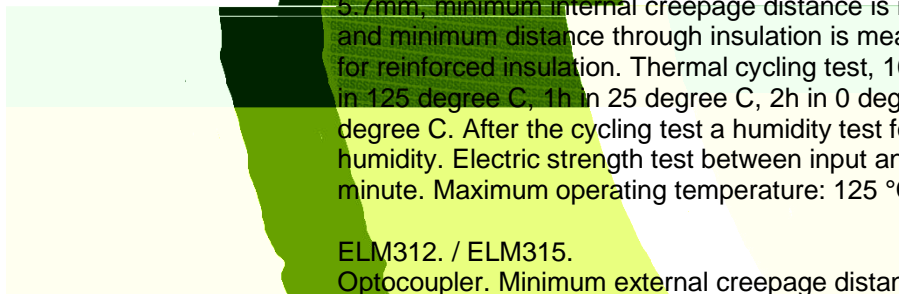
ELM453H. / ELM611H.
 High Speed Optocoupler. Minimum external creepage distance is measured to 5.0mm, minimum internal creepage distance is measured to 4.0mm and minimum distance through insulation is measured to 0.4mm. Tested for reinforced insulation. Maximum operating temperature: 125°C. Thermal cycling test, 10 cycles. Each cycle: 68h in 125 degree C, 1h in 25 degree C, 2h in 0 degree C and 1h in 25 degree C. After the cycling test a humidity test for 48h in 93% relative humidity. Electric strength test between input and output 4800Vac/1 minute.



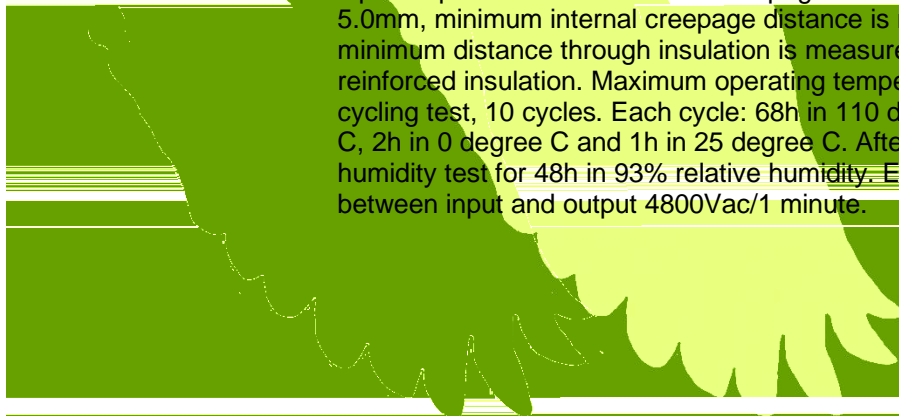
ELM452. / ELM453. / ELM600. / ELM601. / ELM611. / ELM452L. / ELM453L. / ELM600L. / ELM601L. / ELM611L. / ELM454. / ELM80L. / ELM81L.
 High Speed Optocoupler. Minimum external creepage distance is measured to 5.0mm, minimum internal creepage distance is measured to 4.0mm and minimum distance through insulation is measured to 0.4mm. Tested for reinforced insulation. Maximum operating temperature: 100°C. Thermal cycling test, 10 cycles. Each cycle: 68h in 100 degree C, 1h in 25 degree C, 2h in 0 degree C and 1h in 25 degree C. After the cycling test a humidity test for 48h in 93% relative humidity. Electric strength test between input and output 4800Vac/1 minute.



ELM440A./ELM640A./ ELM660A. / ELM406A
 Solid State Relay. Minimum external creepage distance is measured to 5.7mm, minimum internal creepage distance is measured to 4.31 mm and minimum distance through insulation is measured to 0.4mm. Tested for reinforced insulation. Thermal cycling test, 10 cycles. Each cycle: 68h in 125 degree C, 1h in 25 degree C, 2h in 0 degree C and 1h in 25 degree C. After the cycling test a humidity test for 48h in 93% relative humidity. Electric strength test between input and output 4800Vac/1 minute. Maximum operating temperature: 125 °C.



ELM312. / ELM315.
 Optocoupler. Minimum external creepage distance is measured to 5.0mm, minimum internal creepage distance is measured to 4.0mm and minimum distance through insulation is measured to 0.4mm. Tested for reinforced insulation. Maximum operating temperature: 110°C. Thermal cycling test, 10 cycles. Each cycle: 68h in 110 degree C, 1h in 25 degree C, 2h in 0 degree C and 1h in 25 degree C. After the cycling test a humidity test for 48h in 93% relative humidity. Electric strength test between input and output 4800Vac/1 minute.



This document is issued by the Company under its General Conditions of Service accessible at http://www.sgs.com/terms_and_conditions.htm. Attention is drawn to the limitation of liability, indemnification and jurisdiction issues defined therein.

Any holder of this document is advised that information contained

sole responsibility is to its Client and this document does not exonerate parties to a transaction from exercising all their rights and obligations under the transaction documents. Any unauthorized alteration, forgery or falsification of the content or appearance of this document is unlawful and offenders may be prosecuted to the fullest extent of the law



Additional information

ELL300.
 Linear Optocoupler. Minimum external creepage distance is measured to 8.0mm, minimum internal creepage distance is measured to 0.90mm and minimum distance through insulation is measured to 0.90mm. Tested for basic/supplementary insulation. Thermal cycling test, 10 cycles. Each cycle: 68h in 110 degree C, 1h in 25 degree C, 2h in 0 degree C and 1h in 25 degree C. After the cycling test a humidity test for 48h in 93% relative humidity. Electric strength test between input and output 4800Vac/1 minute. Maximum operating temperature: 110 °C.

ELL200.
 Linear Optocoupler. Minimum external creepage distance is measured to 11.85mm, and minimum distance through insulation is measured to 1.0mm. Tested for reinforced insulation. Thermal cycling test, 10 cycles. Each cycle: 68h in 110 degree C, 1h in 25 degree C, 2h in 0 degree C and 1h in 25 degree C. After the cycling test a humidity test for 48h in 93% relative humidity. Electric strength test between input and output 4800Vac/1 minute. Maximum operating temperature: 110 °C.

ELD851. /ELD852. /4N29. /4N30. /4N31. /4N32. /4N33. /H11B1. /H11B2. /H11B3. /H11B255. /TIL113. /MOC119. /MOC8020. /MOC8021. /MOC8030. /MOC8050. /MOC8080. /EL301X. /EL302X. /EL305X. /EL307X. /EL303X. /EL304X. /EL306X. /EL308X. /EL3161. /EL3162. /EL3163. /H11L1. /H11L2.

Optocoupler. Minimum external creepage distance is measured to 7.7mm, minimum internal creepage distance is measured to 5.5mm and minimum distance through insulation is measured to 0.5mm. Tested for reinforced insulation. Thermal cycling test, 10 cycles. Each cycle: 68h in 100 degree C, 1h in 25degree C, 2h in 0 degree C and 1h in 25 degree C. After the cycling test a humidity test for 48h in 93% relative humidity. Electric strength test between input and output 4800Vac/1 minute.

X = Part no. (0,1,2,3,4).

ELD3H5. / ELD3H6. / ELD3H7. / ELD3H4. / ELQ3H4. / ELQ3H5. / ELQ3H7. / ELM314.
 Optocoupler. Minimum external creepage distance is measured to 5.0mm, minimum internal creepage distance is measured to 4.0mm and minimum distance through insulation is measured to 0.4mm. Tested for reinforced insulation. Maximum operating temperature: 110°C. Thermal cycling test, 10 cycles. Each cycle: 68h in 110 degree C, 1h in 25 degree C, 2h in 0 degree C and 1h in 25 degree C. After the cycling test a humidity test for 48h in 93% relative humidity. Electric strength test between input and output 4800Vac/1 minute.



Additional information

EL847. / EL844. / EL845.
 Optocoupler. Minimum external creepage distance is measured to 8.0mm, minimum internal creepage distance is measured to 5.1mm and minimum distance through insulation is measured to 0.5mm. Tested for reinforced insulation. Thermal cycling test, 10 cycles. Each cycle: 68h in 110 degree C, 1h in 25 degree C, 2h in 0 degree C and 1h in 25 degree C. After the cycling test a humidity test for 48h in 93% relative humidity. Electric strength tests between input and output 4800Vac/1 minute. Maximum operating temperature: 110°C

EL817H.
 Optocoupler. Minimum external creepage distance is measured to 7.7mm, minimum internal creepage distance is measured to 6.0mm and minimum distance through insulation is measured to 0.5mm. Tested for reinforced insulation. Thermal cycling test, 10 cycles. Each cycle: 68h in 125 degree C, 1h in 25 degree C, 2h in 0 degree C and 1h in 25 degree C. After the cycling test a humidity test for 48h in 93% relative humidity. Electric strength test between input and output 4800Vac/1 minute. Maximum operating temperature: 125°C

EL815. / EL814. / EL824. / EL825.
 Optocoupler. Minimum external creepage distance is measured to 7.9mm, minimum internal creepage distance is measured to 6.0mm and minimum distance through insulation is measured to 0.5mm. Tested for reinforced insulation. Thermal cycling test, 10 cycles. Each cycle: 68h in 110 degree C, 1h in 25degree C, 2h in 0 degree C and 1h in 25 degree C. After the cycling test a humidity test for 48h in 93% relative humidity. Electric strength test between input and output 4800Vac/1 minute. Maximum operating temperature: 110°C

EL806A. /EL810A. /EL820A. /EL825A. /EL835A. /EL840A. /EL860A. /EL860A-V / EL406A. /EL410A. /EL420A. /EL425A. /EL435A. /EL440A. /EL460A. /EL606A. /EL610A. /EL620A. /EL625A. /EL635A. /EL640A. /EL660A.
 Solid State Relay. Minimum external creepage distance is measured to 7.7mm, minimum internal creepage distance is measured to 6.0mm and minimum distance through insulation is measured to 0.5mm. Tested for reinforced insulation. Maximum operating temperature: 125°C. Thermal cycling test, 10 cycles. Each cycle: 68h in 125 degree C, 1h in 25 degree C, 2h in 0 degree C and 1h in 25 degree C. After the cycling test a humidity test for 48h in 93% relative humidity. Electric strength test between input and output 4800Vac/1 minute.

This document is issued by the Company under its General Conditions of Service accessible at http://www.sgs.com/terms_and_conditions.htm. Attention is drawn to the limitation of liability, indemnification and jurisdiction issues defined therein.

Any holder of this document is advised that information contained

sole responsibility is to its Client and this document does not exonerate parties to a transaction from exercising all their rights and obligations under the transaction documents. Any unauthorized alteration, forgery or falsification of the content or appearance of this document is unlawful and offenders may be prosecuted to the fullest extent of the law



Additional information

EL617. / CNY75G. / CQY80.G / K233.G / TCDT110.G / TCDT111.G / TCDT112.G / HS817.G / TCET110.G / TCET111.G / TCET120.G
Optocoupler. Minimum external creepage distance is measured to 8.0mm, minimum internal creepage distance is measured to 6.0mm and minimum distance through insulation is measured to 0.5mm. Tested for reinforced insulation. Thermal cycling test, 10 cycles. Each cycle: 68h in 110 degree C, 1h in 25 degree C, 2h in 0 degree C and 1h in 25 degree C. After the cycling test a humidity test for 48h in 93% relative humidity. Electric strength test between input and output 4800Vac/1 minute. Maximum operating temperature: 110°C

EL451. / EL452. / EL3H7L. / EL351. / EL352. / EL3571N. / EL357NL.
Optocoupler. Minimum external creepage distance is measured to 5.0mm, minimum internal creepage distance is measured to 4.0mm and minimum distance through insulation is 5.0mm. Tested for reinforced insulation. Thermal cycling test, 10 cycles. Each cycle: 68h in 110 degree C, 1h in 25 degree C, 2h in 0 degree C and 1h in 25 degree C. After the cycling test a humidity test for 48h in 93% relative humidity. Electric strength test 4mm. 8(m7(i)8(n)8 TJE)-7(ri)7(c)-7(st)16(re)8(n)8(c

This document is issued by the Company under its General Conditions of Service accessible at http://www.sgs.com/terms_and_conditions.htm. Attention is drawn to the limitation of liability, indemnification and jurisdiction issues defined therein.

Any holder of this document is advised that information contained

sole responsibility is to its Client and this document does not exonerate parties to a transaction from exercising all their rights and obligations under the transaction documents. Any unauthorized alteration, forgery or falsification of the content or appearance of this document is unlawful and offenders may be prosecuted to the fullest extent of the law



Additional information

EL2801. /EL354. /EL355. /EL356. /EL357. /EL359. /EL121. /EL124.
/EL2701. /EL2705. /EL357N. /EL356N. /EL121N. /EL124N. /EL2701N.
/EL354N. /EL2705N. /EL3H7. /EL281. /EL3H4. /EL280. /EL3H71.
/ELM301X. /ELM302X. /ELM305X. /ELM307X. /ELM303X. /ELM304X.
/ELM306X. /ELM308X.

Optocoupler. Minimum external creepage distance is measured to 5.0mm, minimum internal creepage distance is measured to 4.0mm and minimum distance through insulation is measured to 0.4mm. Tested for reinforced insulation. Thermal cycling test, 10 cycles. Each cycle: 68h in 110 degree C, 1h in 25 degree C, 2h in 0 degree C and 1h in 25 degree C. After the cycling test a humidity test for 48h in 93% relative humidity. Electric strength test between input and output 4800Vac/1 minute.

X = Part no. (0,1,2,3,4).

EL2514.
Optocoupler. Minimum external creepage distance is measured to 7.7mm, minimum internal creepage distance is measured to 6.0mm and minimum distance through insulation is measured to 0.5mm. Tested for reinforced insulation. Thermal cycling test, 10 cycles. Each cycle: 68h in 110 degree C, 1h in 25 degree C, 2h in 0 degree C and 1h in 25 degree C. After the cycling test a humidity test for 48h in 93% relative humidity. Electric strength test between input and output 4800Vac/1 minute. Maximum operating temperature: 110°C. Tested for 5000m.

EL2200. / EL2212. / EL2231. / EL2201. / EL2202. / EL2219. / EL2211. / EL2232.

High Speed Optocoupler. Minimum external creepage distance is measured to 8.2mm, minimum internal creepage distance is measured to 5.1mm and minimum distance through insulation is measured to 0.5mm. Tested for reinforced insulation. Thermal cycling test, 10 cycles. Each cycle: 68h in 100 degree C, 1h in 25degree C, 2h in 0 degree C and 1h in 25 degree C. After the cycling test a humidity test for 48h in 93% relative humidity. Electric strength tests, between input and output 4800Vac/1 minute. Maximum operating temperature: 100°C

EL205. / EL206. / EL207. / EL208. / EL211. / EL212. / EL213. / EL215. / EL216. / EL217. / ELD207. / ELD208. / ELD213. / ELD217. / ELD205. / ELD206. / ELD211.

Optocoupler. Minimum external creepage distance is measured to 4.4mm, minimum internal creepage distance is measured to 3.5mm and minimum distance through insulation is measured to 0.4mm. Tested for basic and supplementary insulation. Thermal cycling test, 10 cycles. Each cycle: 68h in 110 degree C, 1h in 25 degree C, 2h in 0 degree C and 1h in 25 degree C. After the cycling test a humidity test for 48h in 93% relative humidity. Electric strength test between input and output 2400Vac/1 minute. Maximum operating temperature: 110°C



Additional information

EL10XX. / EL357L. / EL355L. / EL354L. / EL111X. / EL161X. / EL151X. / EL101L.

Optocoupler. Minimum external creepage distance is measured to 8.1mm, minimum internal creepage distance is measured to 5.2mm and minimum distance through insulation is measured to 0.4mm. Tested for reinforced insulation. Thermal cycling test, 10 cycles. Each cycle: 68h in 110 degree C, 1h in 25degree C, 2h in 0 degree C and 1h in 25 degree C. After the cycling test a humidity test for 48h in 93% relative humidity. Electric strength test between input and output 4800Vac/1 minute. Maximum operating temperature: 110°C. The s/ X = Part no. (0,1,2,3,4,5,6,7,8,9). Tested for 5000m.

EL101XH.
Optocoupler. Minimum external creepage distance is measured to 8.1mm, minimum internal creepage distance is measured to 5.2mm and minimum distance through insulation is measured to 0.4mm. Tested for reinforced insulation. Thermal cycling test, 10 cycles. Each cycle: 68h in 125 degree C, 1h in 25degree C, 2h in 0 degree C and 1h in 25 degree C. After the cycling test a humidity test for 48h in 93% relative humidity. Electric strength test between input and output 4800Vac/1 minute.
(
X = Part no. (0,1,2,3,4,5,6,7,8,9)

EL080L / EL081L. / EL083L. / EL086L
High Speed Optocoupler . Minimum external creepage distance is measured to 4.4mm, minimum internal creepage distance is measured to 3.5mm and minimum distance through insulation is measured to 0.4mm. Tested for basic and supplementary insulation. Thermal cycling test, 10 cycles. Each cycle: 68h in 100 degree C, 1h in 25degree C, 2h in 0 degree C and 1h in 25 degree C. After the cycling test a humidity test for 48h in 93% relative humidity. Electric strength test between input and output 2400Vac/1 minute. Maximum operating temperature: 100°C. in type denotes X = Part no. (0,1,L,A,N).

EL0500. /EL0501. /EL0452. /EL0453. /EL0454. /EL0600. /EL0601. /EL0611. /EL0700. /EL050L. /EL060L. /EL0701. /EL061A. /EL061N. /EL0551. /EL0530. /EL0531. /EL0533. /EL063X. /EL0661. /EL0730. /EL0731. /EL053L.
High Speed Optocoupler . Minimum external creepage distance is measured to 4.4mm, minimum internal creepage distance is measured to 3.5mm and minimum distance through insulation is measured to 0.4mm. Tested for basic and supplementary insulation. Thermal cycling test, 10 cycles. Each cycle: 68h in 100 degree C, 1h in 25degree C, 2h in 0 degree C and 1h in 25 degree C. After the cycling test a humidity test for 48h in 93% relative humidity. Electric strength test between input and output 2400Vac/1 minute. Maximum operating temperature: 100°C.

This document is issued by the Company under its General Conditions of Service accessible at http://www.sgs.com/terms_and_conditions.htm. Attention is drawn to the limitation of liability, indemnification and jurisdiction issues defined therein.

Any holder of this document is advised that information contained

sole responsibility is to its Client and this document does not exonerate parties to a transaction from exercising all their rights and obligations under the transaction documents. Any unauthorized alteration, forgery or falsification of the content or appearance of this document is unlawful and offenders may be prosecuted to the fullest extent of the law



Additional information

EL0200. / EL0201. / EL0202. / EL0210. / EL0211. / EL0212.
High Speed Optocoupler . Minimum external creepage distance is measured to 4.4mm, minimum internal creepage distance is measured to 3.5mm and minimum distance through insulation is measured to 0.4mm. Tested for basic and supplementary insulation. Thermal cycling test, 10 cycles. Each cycle: 68h in 100 degree C, 1h in 25degree C, 2h in 0 degree C and 1h in 25 degree C. After the cycling test a humidity test for 48h in 93% relative humidity. Electric strength test between input and output 2400Vac/1 minute. Maximum operating temperature: 100°C. The symb

CNX36U. /CNX38U. /CNX39U. /SL5500. /SL5501. /SL5504. /SL5511. /MOC8100. /MOC8101. /MOC8102. /MOC8103. /MOC8104. /MOC8105. /MOC8106. /MOC8107. /MOC8108. /EL9001. /CNY17F-1. /CNY17F-2. /CNY17F-3. /CNY17F-4. /H11AA1. /H11AA2. /H11AA3. /H11AA4. /HS817. /K817P. /TCET110.
Optocoupler. Minimum external creepage distance is measured to 7.7mm, minimum internal creepage distance is measured to 6.0mm and minimum distance through insulation is measured to 0.5mm. Tested for reinforced insulation. Thermal cycling test, 10 cycles. Each cycle: 68h in 110 degree C, 1h in 25 degree C, 2h in 0 degree C and 1h in 25 degree C. After the cycling test a humidity test for 48h in 93% relative humidity. Electric strength test between input and output 4800Vac/1 minute. Maximum operating temperature: 110°C. Tested for 5000m.

As shown in the Test Report(s) No(s): REP008814



This document is issued by the Company under its General Conditions of Service accessible at http://www.sgs.com/terms_and_conditions.htm. Attention is drawn to the limitation of liability, indemnification and jurisdiction issues defined therein.

Any holder of this document is advised that information contained

sole responsibility is to its Client and this document does not exonerate parties to a transaction from exercising all their rights and obligations under the transaction documents. Any unauthorized alteration, forgery or falsification of the content or appearance of this document is unlawful and offenders may be prosecuted to the fullest extent of the law